

Cleaning - Protecting - Maintaining Granite polished, honed -indoors-

e.g. Bianco Cristallo, Kashmir white, Multicolor, Paradiso, Porphy, Rosa Sardo, etc.

The term granite is also often used for gneiss, gabbro, quartzite, and similar hard stones. All these types of stone are very resistant, their sensitivity to staining, however, differs widely. As with all other natural materials, the correct treatment is essential to maintaining the appearance and beauty of these stones.

Overview of the 3 Steps *for more detailed instructions, please refer to Page 2*

1

Initial cleaning of newly installed surfaces *used surfaces: Page 2*

Lithofin MN Builders' Clean removes general builders' dirt and cement residues.



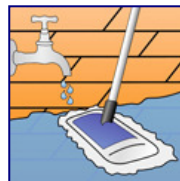
Coverage:
1Ltr./50 m²



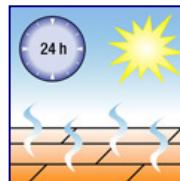
Dilute product 1:10 with water.



Wipe over the surface with the solution.



Rinse well with plenty of clear water.



Allow the surface to dry.

Necessary equipment: bucket, mop and scrubbing brush, squeegee or wet-and-dry vacuum

2

Protecting against stains *initial cleaning of used surfaces: Page 2*

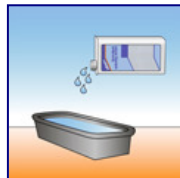
Lithofin MN Stain-Stop protects against oil and water and simplifies maintenance.



Coverage:
1Ltr./30m²



Please note.



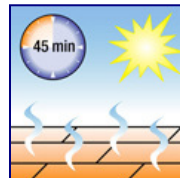
Pour product in basin or bucket.



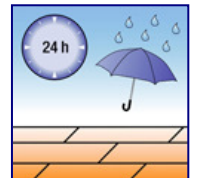
Evenly apply the product twice, using a lamb's wool applicator or roller.



Distribute then completely remove excess product, streaks and puddles.



Allow to dry. Do not walk on surface for approx. 45 minutes.



Protect from water for 24 hours.

Necessary equipment: bucket or basin, lamb's wool applicator or micro-fibre mop, cloth.

3

Regular maintenance *additional information: Page 2*

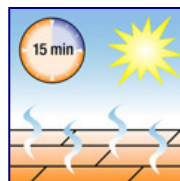
Use Lithofin MN Wash & Clean or Lithofin EASY-CARE regularly for well maintained surfaces.



Add one squirt (20ml) to one bucket of water.



Wipe surface with solution. Do not rinse.



Allow to dry. Do not walk on surface during drying time.

Necessary Equipment: bucket, mop

1 Cleaning and refurbishing used or extremely dirty surfaces

- ◆ Before treating used surfaces, the stone must be thoroughly cleaned. All deposits and care product residues must be removed from the surface and from the pores.
- Dilute Lithofin MN Power-Clean up to 1:3 with water, generously apply with a scrubbing brush or a cloth and allow the solution to work for 5 to 10 minutes.
- Scrub well with either a scrubbing brush or machine and wait 5 more minutes.
- Add water while brushing, then remove solution by wiping or vacuuming.
- Rinse well with clear water until all product residues are gone from the surface.
- ◆ Allow the surface to dry for several days before applying the protective treatment.

Other, stubborn types of dirt

oil, grease, care product residues	Lithofin MN Power-Clean or Lithofin WEXA
tar, wax, varnish, sealants	Lithofin WAX-OFF
deeply engrained oil stains	Lithofin OIL-EX
calcium deposits	Lithofin MN Power-Clean and white pad

2 Additional information about protective treatments

- ◆ Treating the surface with Lithofin MN Stain-Stop will help to prevent the penetration of water, oil and grease.
- ◆ The formation of stains is significantly reduced and maintenance becomes easier.
- ◆ Impregnating with Lithofin MN Stain-Stop results in optimal protection without changing the appearance of the surface. Some stones may turn darker in colour.
- ◆ The active ingredients do not pose a health hazard once dry.
- ◆ We recommend repeating the treatment after 4 to 5 years or when the stone appears to be marking and absorbing moisture.

Please Note:

- ◆ **Test the product in an inconspicuous area prior to use.** Wet or non-absorbent surfaces cannot be treated.
- ◆ Impregnators can only be used on completely dry surfaces, otherwise the product will not penetrate.
- ◆ Carefully and completely remove product residues before drying. Residues can no longer be removed once dry.
- ◆ Some types of stone may become darker after treatment. The slip resistance of the floor is not or only very slightly affected. In commercial situations, a pendulum test is required.

Alternative treatments:

- ◆ Lithofin STAINSTOP >W< is a water based special impregnator. The product is free of solvents and nearly odourless, making it suitable for use in already inhabited rooms.
- ◆ Lithofin MN Colour Intensifier invigorates the colour structure of honed surfaces. The resulting look enhances the appearance and makes stains and blemishes less visible. The water repellent effect facilitates maintenance whilst Lithofin MN Stain-Stop or Lithofin Stainstop PLUS are required to seal the surface.

Please Note:

△ Hard and silicate stones are mostly resistant to acid. Some types (e.g. Blue Pearl, Bahia blue, some Chinese stones, etc.) react by discolouring or becoming dull. Always make a trial application before using acidic cleaners.

△ Please follow the detailed instructions for use on the product labels.

TIP: Avoid leaching and strong degreasing products as well as products that build up layers. These products alter the appearance and make maintenance more difficult.

If you require advice or are in any way unsure about these instructions, please call our
Technical Support Line at +49(0)7024 9403 20

This information should be considered to be informal and non-binding.
The products must be used according to local conditions and materials.
Instructions must be read carefully and followed closely. Always test the product in an inconspicuous area. (GB7.11gps)

Your LITHOFIN-Dealer:

■ The Professional Solution

Manufactured in Germany by:

LITHOFIN AG · 73240 Wendlingen · Phone: +49 7024 9403-0 · e-mail: info@lithofin.de · www.lithofin.com